

# INSTRUCTIONS

## LuXout Low Voltage Plug-In Overview



### 1). When Do I Charge The Motor?

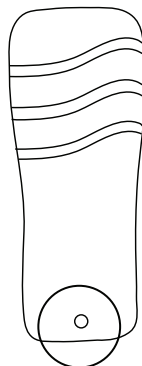
- Our motors are charged when you get them. The charge should last about 500 cycles. (Up-down)
- When the motor battery gets low on charge, it will beep at you when operating. The beeping will happen until the motor stops. Be sure to charge the motor once it beeps at you during operation.
- Suggestion - Set a renewing calendar event on a set date each year then recharge the motor to avoid beeping.

### 2). Charging The Motor

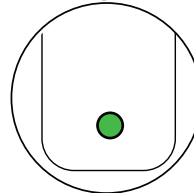
- Plug in the charger into a nearby electrical outlet.
- Connect the cable from charger to cable that is attached to the motor. The cable is 6" long and runs from the motor to the plug.
- Charge 3 - 5 hours or until the LED on the charger turns green.

### 3). What If I Forget And Leave The Charger Hooked Up For An Extended Time?

- The batteries cannot be over-charged. LuXout motors feature a charge-management circuit that adjusts the amount of electrical current feeding the battery. As a battery reaches its maximum charge, the circuit will limit the current eventually shutting off power once the battery is fully charged.

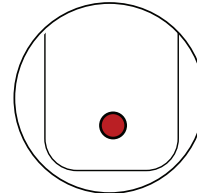


**Green  
Light**



**Battery is  
charged**

**Red  
Light**



**Battery needs  
charging**

## LuXout Shades SPECIFICATION SUBMITTAL

Job Name:	Model Numbers:	
<input type="text"/>	<input type="text"/>	<input type="text"/>
Job Number:	<input type="text"/>	<input type="text"/>